



Guzzler® Hand Pump GH-3500A



- Rugged all-aluminum and stainless steel components
- Ideal for pumping heavy, viscous fluids
- Accommodates 1/2" - 1-1/2" hose
- 14 GPM
- Optional clamp ring with stop brackets prevents pump over-stroking
- Optional 19-inch handle employs unique guided-stroke clamp ring to reduce pumping effort by half

Specifications / Options

Body & Ports *	Aluminum (Black)
Clamp Ring	Aluminum (Black); with Stroke Guide (Silver)
Handle	Aluminum: Horizontal (Black)
Valves *	Flapper, Duckbill, Umbrella**
Diaphragm *	Buna-N, Buna-N Double Sided, Neoprene, Viton, EPDM, Silicone
Clevis/Button Assembly *	Stainless Steel Buttons & Aluminum Clevis
Other	Aluminum mounting standoffs

* In contact with fluid

** Natural Delrin umbrella valve stop

Other Options



Clamp ring with stop brackets prevents over-stroking of pump handle.



"Guided Stroke" Clamp Ring provides unique 3-point handle pivot action.

Ensures vertical travel of clevis, minimizing diaphragm pinching or lateral stretching during pumping action.

Optional 19-inch handle together with guided stroke clamp ring provides maximum pumping ease, reducing stroking effort by half.



Performance

Flow Rate	Per minute ¹ : 14 Gal (53.0L) Per stroke: 0.62 Qt (0.59L)
Max Lift	12 ft (3.7 m) 22 ft (6.7 m) with check valve
Max Head	30 ft (9.1 m)
Max Pressure²	15 psi (1.0 kg/cm ²)
Max Service Temp	190°F (88°C)

¹: at 90 cpm

²: 20 psi with 19 in handle

Available Ports

	in	1/2	3/4	1	1-1/4	1-1/2
	cm	1.27	1.91	2.54	3.18	3.81
Hose (Smooth)				•	•	S
NPT Female (Tapped)		•	•	•		
NPT Male (Threaded)			•	•		

S Standard • Optional

Valve Options



Flapper — General purpose liquid transfer.



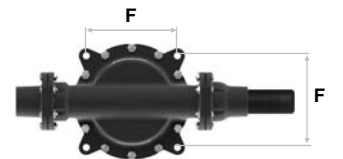

Duckbill — For dirty liquid and sewage. Permits mounting in any position.



Umbrella — Best vacuum service. Permits mounting in any position.



Shown with optional mounting standoffs for ease of installation



	in	cm
A	12-1/4	31.1
B	14	35.6
C	6-7/8	17.5
D	10-5/8	27.0
E	14-3/4	37.5
F	4-3/8	11.1
Mounting Holes	1/4	0.64
Bolt Circle Diam.	6-3/16	15.7
Weight	4.40 lb	1.99 kg

930 Waterman Avenue
East Providence, RI 02914
(401) 438-1110 • fax (401) 438-2713
toll-free (888) 438-1110 • www.thebosworthco.com

Guzzler® and Sea-lect® are trademarks of The Bosworth Company.



Guzzler® Hand Pump GH-3500A



Example: GH-3500A-211-61-8080-00

- Guzzler Hand Pump
- Model style #3500A: Aluminum Body, Opposite Side Ports
- Horizontal Handle (Black)
- Buna-N Flapper Valves
- Buna Diaphragm
- Stainless Steel Buttons and Aluminum Clevis
- Epoxy-coated Aluminum Clamp Ring
- Inlet: 1-1/2" Smooth
- Outlet: 1-1/2" Smooth
- No Spring

Guzzler Product	
Option	Code
Hand Pump	GH

Style (Family)	
Option	Code
Aluminum, Opp. Side Ports	3500A

Handle	
Option	Code
Horizontal/Black	2
Horizontal/19"/2-Piece	5

Valves	
Option	Code
Flapper (Buna-N)	1
Duckbill (Buna-N)	6
Umbrella (Silicone)*	7

Diaphragm	
Option	Code
Buna Nitrile	1
Buna-N 3-Ply	2
Neoprene	3
Viton	4
EPDM	5
Silicone	7


GH - 3500A - 2 1 1 - 6 1 - 80 80 - 00

Clevis/Button Assembly	
Option	Code
SS Buttons & Alum Clevis	6

Clamp Ring	
Option	Code
Epoxy-coated Alum - Black	1
Epoxy-coated Alum with Stop Brackets	4
Epoxy-coated Alum w/Stroke Guide	5

Hose Connections		
Option	Code	
	Inlet	Outlet
1/2" NPT Tapped	31	31
3/4" NPT Tapped	41	41
3/4" NPT Threaded	42	42
1" Smooth	50	50
1" NPT Threaded	52	52
1" NPT Tapped	51	51
1-1/4" Smooth	70	70
1-1/2" Smooth	80	80

Internal Spring	
Option	Code
No Spring	00



* Umbrella valve has Acetal resin valve stops.