



(Shown mounted to plexiglass plate)

- Durable, lightweight Acetal plastic
- Accommodates 1” to 1-1/2” hose
- Easy-turning handle
  - Also available in epoxy-coated aluminum
- Flush-mounted so that only handle and bonnet/trim ring are visible
  - Max deck/wall thickness: 5/8 in.
- Full port opening
- Locking tab on handle
- Arrows on handle indicate flow path
- Supports either 2 or 3 flow-path mode

### Performance

Max Pressure	40 psi (2.8 kg/cm <sup>2</sup> )
Max Service Temp	212°F (100°C)

### Available Ports

	in	1	1-1/2
	cm	1.27	1.6
Barbed			S
NPT Female (Tapped)		•	

S Standard • Optional

### Materials

Body & Ports*	Acetal Plastic (Gray)
Handle	Acetal (Gray) or Epoxy-coated Aluminum
Seat*	Santoprene
Trim Ring	Acetal (Gray)
Fasteners	Stainless Steel
Spacers	Polypropylene (Black)
Lubricant*	Dow Corning Silicone Grease #44

\* In contact with fluid

### Handle Options

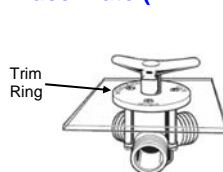


Straight  
(Acetal Plastic)



V-Shape  
(Acetal Plastic or Aluminum)


### Face Plate (Trim Ring)




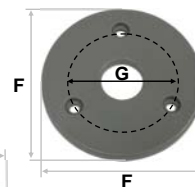

Trim Ring



Head-Discharge-Tank



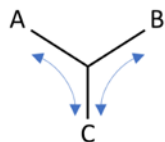
Y-Valve handle features lockable tab (A) and arrows (B) to indicate direction of flow.



### Optional 2-Way or 3-Way Flow Mode

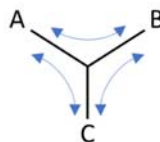


Easily removable travel stop ring converts from 2 flow-path mode to 3 flow-path mode



2 Flow-Path Mode

Flow path A-to-C  
or B-to-C



3 Flow-Path Mode

Flow path A-to-C,  
B-to-C or A-to-B


	in	cm
A	3	7.6
B	4-1/4	10.8
C	4-5/8	11.7
D	4-1/2	11.4
E	4-1/8	10.5
F	3-1/2	8.9
(Bolt Circle Diam) G	2	5.1
H	4-1/8	10.5
(Ctr Shaft Diam) J	13/16	2.1
Mounting Holes	3/16	0.5
Weight	0.60 lb	0.27 kg
Weight (alum. handle)	0.75 lb	0.34 kg

Sea-Lect® Y-Valve  
YV-095D-F



Example: YV-095D-F-45-838383

- Sea-Lect Y-Valve
- Model style 95 (Acetal Plastic / Gray)
- Flush mounting
- Epoxy-coated Aluminum V-Shaped Handle
- "Head-Discharge-Tank" Trim Ring
- 1-1/2" Barbed Hose Connections



Sea-Lect Product	
Option	Code
Y-Valve	YV

Family	
Option	Code
1-1/2" Nominal Port Size	095D

Mounting Style	
Option	Code
Flush Mount	F

YV - 095D - F - 4 5 - 83 83 83

Activation	
Option	Code
Straight Handle (Acetal Plastic)	2
V-Handle (Aluminum)	4
V-Handle (Acetal Plastic)	6

Trim Ring (Face Plate)	
Option	Code
Head-Discharge-Tank (Delrin)	5

Hose Connections			
Option	Code		
	Port A	Port B	Port C
1" NPT Tapped	51	51	51
1-1/2" Barbed	83	83	83

