



## Sea-Lect® Y-Valve YV-094D



- Durable, lightweight Delrin® plastic
- Accommodates 1/2" - 1" hose
- Easy turning handle made from durable, epoxy-coated aluminum
- Full port opening
- Locking tab on handle
- Arrows on handle indicate flow path
- Supports either 2 or 3 flow-path mode
- Free-standing for inline installation

### Performance

Max Pressure	40 psi (2.8 kg/cm <sup>2</sup> )
Max Service Temp	150°F (66°C)

### Available Ports


	in	1/2	5/8	3/4	1
	cm	1.27	1.6	1.91	2.54
Hose (Smooth)					S
NPT Female (Tapped)	•				
NPT Male (Threaded)				•	
Barbed Adapter (Straight)	•	•	•		
90° Barbed Adapter (Elbow)	•	•	•		

S Standard • Optional



### Materials

Body & Ports*	Delrin / Gray
Handle	Epoxy-coated Aluminum / Gray
Seat*	Santoprene
Fasteners	Stainless Steel
Spacers	Polypropylene/ Black
Lubricant*	Dow Corning Silicone Grease #44

\* In contact with fluid



All-aluminum Y-Valve handle features lockable tab (A) and arrows (B) to indicate direction of flow.

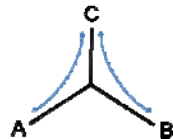


	in	cm
A	4	10.2
B	13/16	2.1
C	4-1/8	10.5
D	1-7/8	4.8
E	3-1/8	7.9
F	3-9/16	9.0
G	4	10.2
Weight	0.45 lb	0.20 kg

### Optional 2-Way or 3-Way Flow Mode

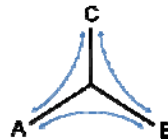


Easily removable travel stop ring converts from 2 flow-path mode to 3 flow-path mode



2 Flow-Path Mode

Flow path A-to-C or B-to-C



3 Flow-Path Mode

Flow path A-to-C, B-to-C or A-to-B

# Sea-Lect® Y-Valve YV-094D



**Example: YV-094D-L-30-505050**

- Sea-Lect Y-Valve
- Model style 94 (Delrin/Gray)
- Inline mounting
- Epoxy-coated Aluminum V-Shaped Handle
- No Trim Ring
- 1" Smooth Hose Connections

Sea-Lect Product	
Option	Code
Y-Valve	YV

Family	
Option	Code
1" Nominal Port Size	094D

Mounting Style	
Option	Code
Inline	L

**YV - 094D - L - 3 0 - 50 50 50**

Activation	
Option	Code
Straight Handle (Delrin)	2
V-Handle (Aluminum)	3

Trim Ring (Face Plate)	
Option	Code
None	0

Hose Connections			
Option	Code		
	Port 1	Port 2	Port 3
1/2" NPT Tapped	31	31	31
1/2" Barbed Adapter	37	37	37
1/2" 90° Barbed Adapter	38	38	38
5/8" Barbed Adapter	27	27	27
5/8" 90° Barbed Adapter	28	28	28
3/4" NPT Threaded	42	42	42
3/4" Barbed Adapter	47	47	47
3/4" 90° Barbed Adapter	48	48	48
1" Smooth	50	50	50

